

# THE 2023 FENESTRATION MARKET OVERVIEW



Unit 502, Worle Parkway, Weston-super-Mare, BS22 6WA  
T: 01934 808 293 | E: [hello@insightdata.co.uk](mailto:hello@insightdata.co.uk)

[www.insightdata.co.uk](http://www.insightdata.co.uk)

Information correct as of May 2023

Copyright Insight Data Ltd, 2023. E&OE. No part of this publication may be reproduced or quoted without the prior written consent of Insight Data Ltd. Salestracker® is a registered trademark of Insight Data Ltd



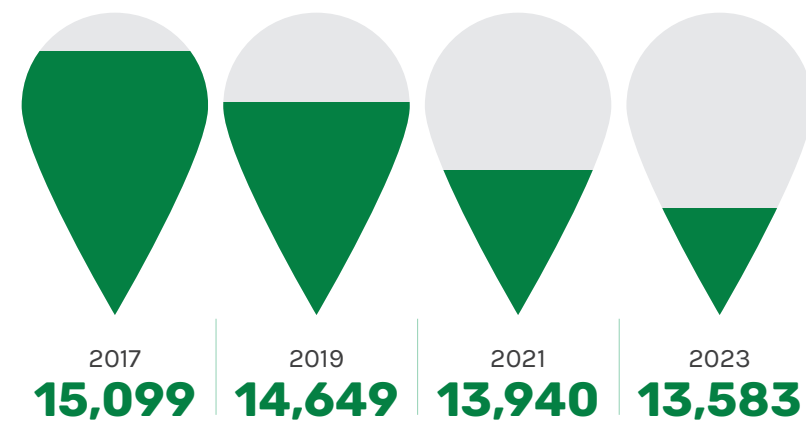
[www.insightdata.co.uk](http://www.insightdata.co.uk)



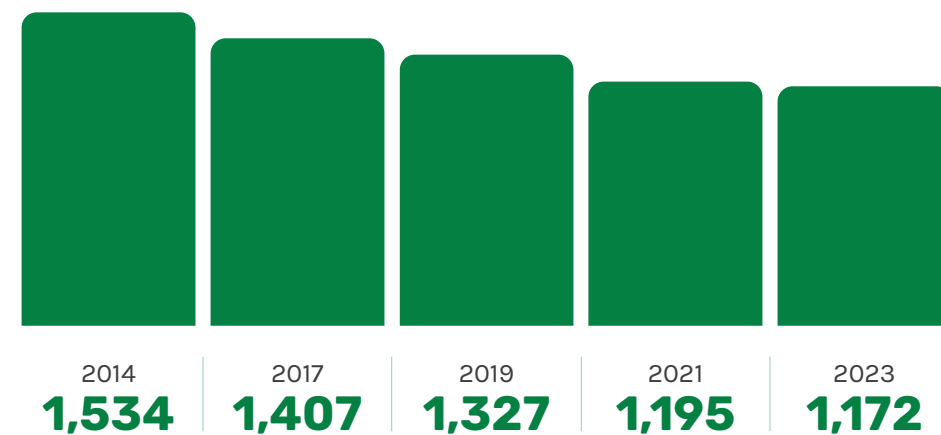
# 2023 OVERVIEW

Welcome to the 2023 Fenestration Market Overview, a snapshot of the UK fenestration industry. The fenestration market has been witnessing significant consolidation in recent years due to the impacts from Covid-19 and Brexit. However, a rise in construction activities, increasing demand for energy-efficient buildings, and advancements in materials and technology leaves wide optimism for the year ahead for our resilient industry. The data provided in this overview has been collated by the Insight Data team who make over 20,000 phone calls a month to conduct extensive research, updating and verifying the Insight Database in real time.

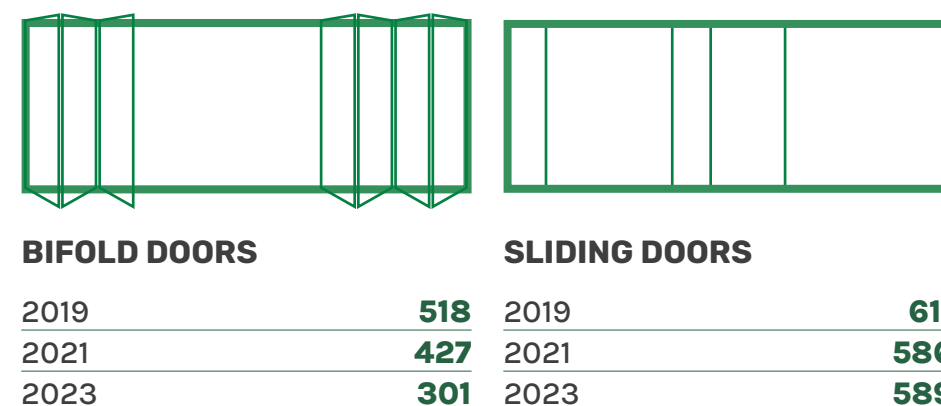
## NUMBER OF FABRICATORS & INSTALLERS



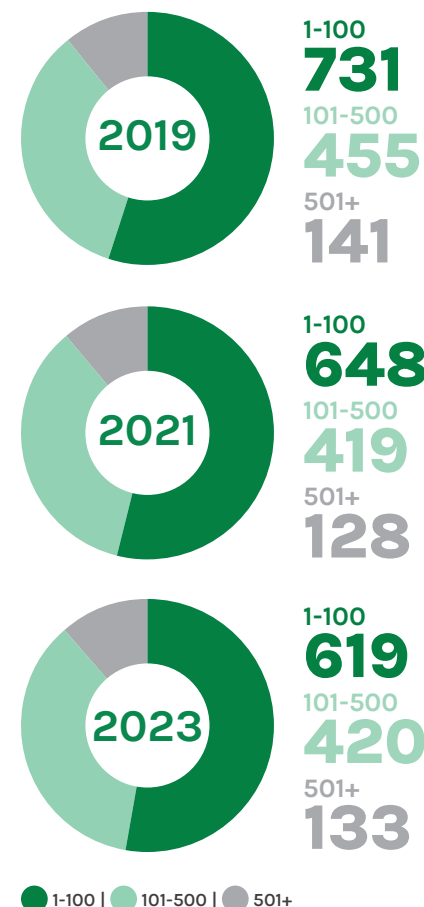
## NUMBER OF PVCu FABRICATORS



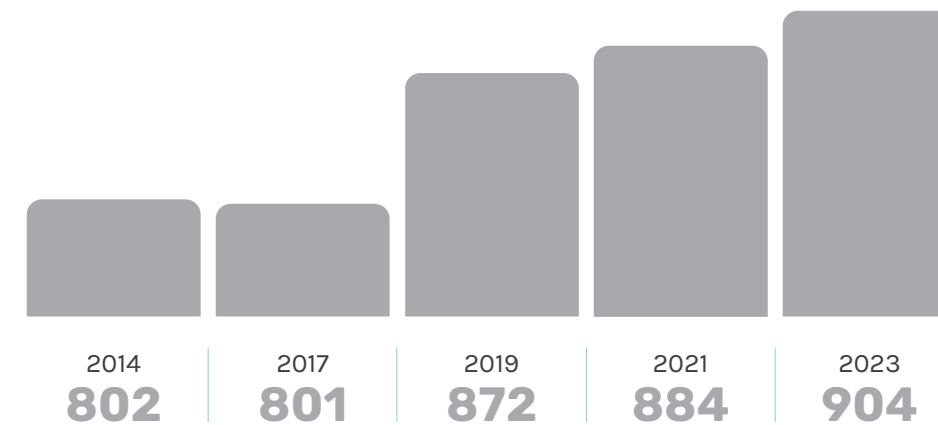
## NUMBER OF PVCu FABRICATORS BY PRODUCT



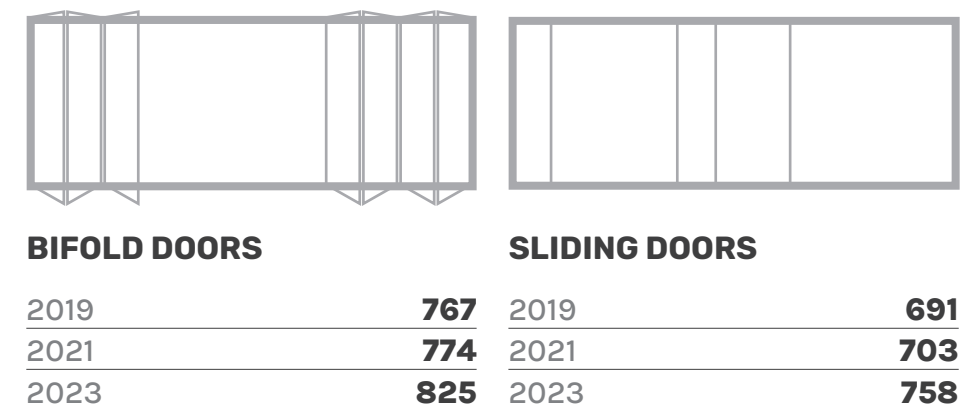
## PVCu FABRICATORS BY VOLUME - FRAMES PER WEEK



## NUMBER OF ALUMINIUM FABRICATORS



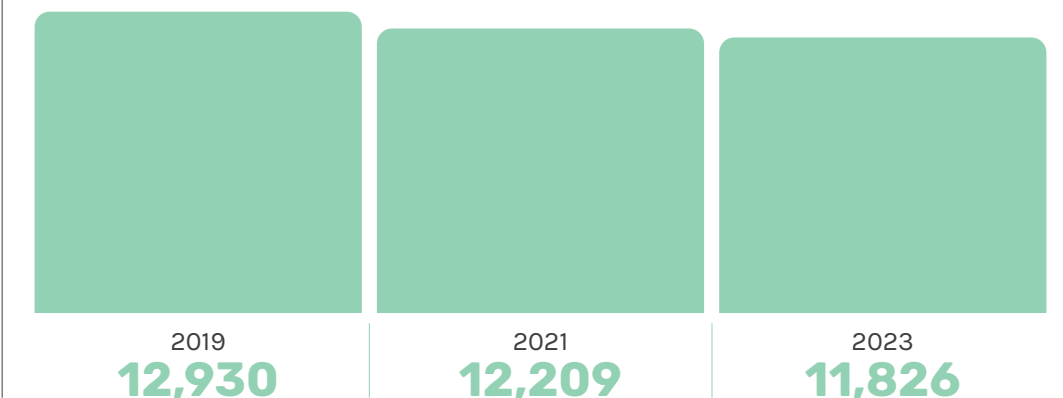
## NUMBER OF ALUMINIUM FABRICATORS BY PRODUCT



## AVERAGE SIZE OF INSTALLATIONS FIRMS BY FRAMES PER WEEK

|             | 2021  | 2023  |
|-------------|-------|-------|
| 1 to 50     | 9,920 | 9,536 |
| 51 to 100   | 1,048 | 1,063 |
| 101 to 500  | 703   | 689   |
| 501 to 1000 | 44    | 39    |
| 1000+       | 23    | 21    |

## NUMBER OF INSTALLATION FIRMS



## INSTALLER PRODUCTS

| PVCu BiFolds | Ali BiFolds | PVCu Sliding Doors | Ali Sliding Doors | Composite Doors |
|--------------|-------------|--------------------|-------------------|-----------------|
| 4,915        | 6,363       | 6,724              | 4,360             | 7,977           |
| 5,842        | 6,668       | 6,126              | 5,931             | 8,314           |
|              |             | 6,816              | 7,285             | 8,589           |

## ALUMINIUM FABRICATORS BY VOLUME - FRAMES PER WEEK

